

# Steps to access the new Progress Report

1

Sign In



UTMID

Password

[Forgot your password?](#)

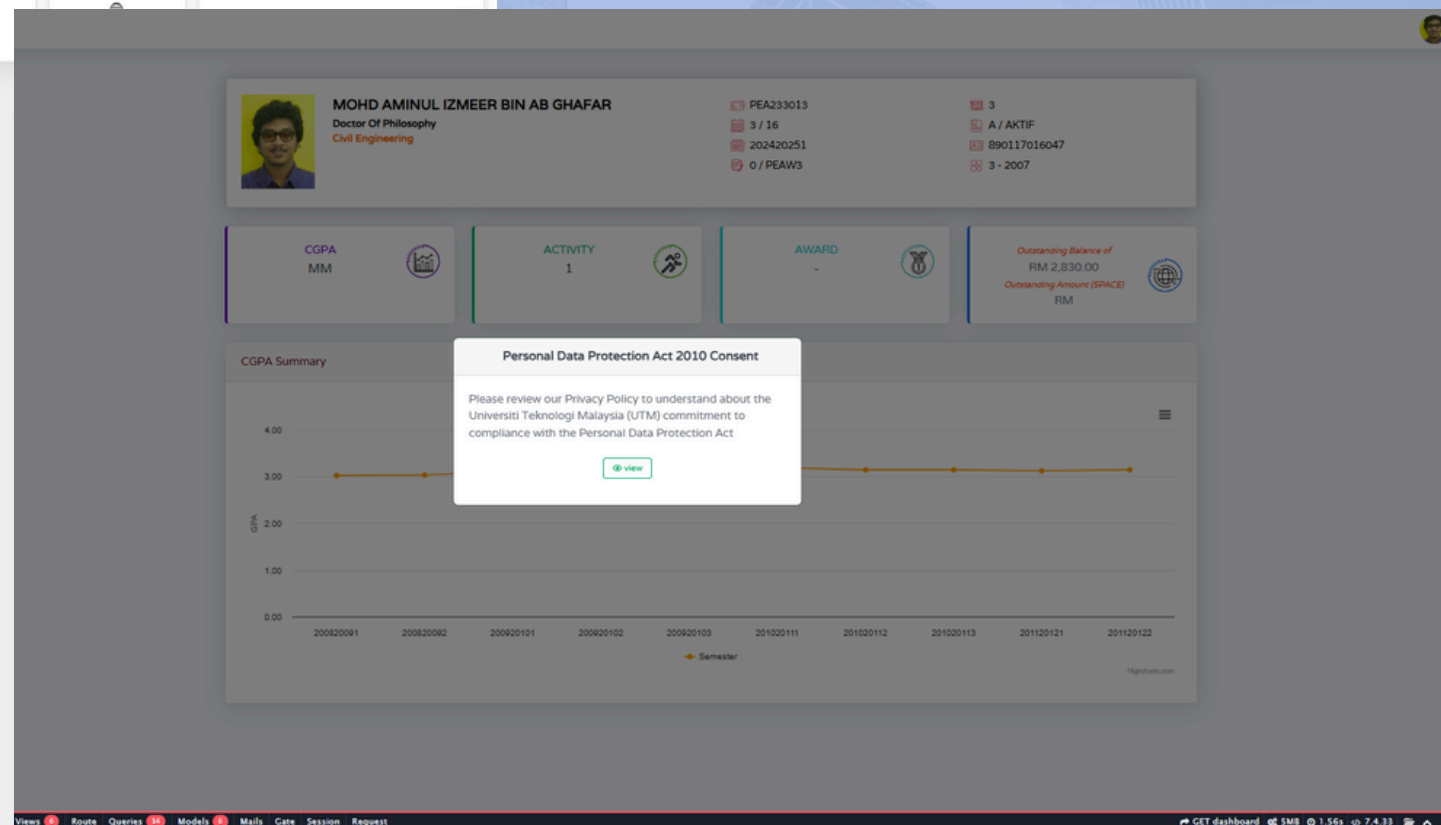
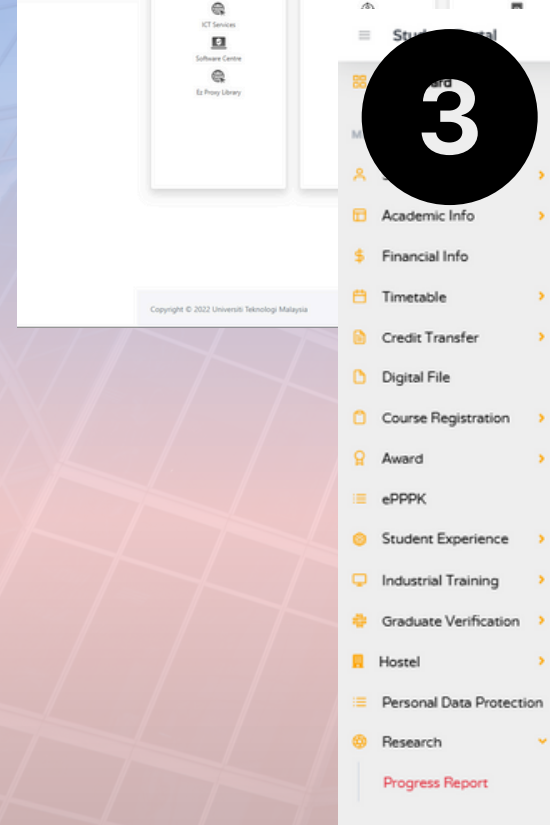
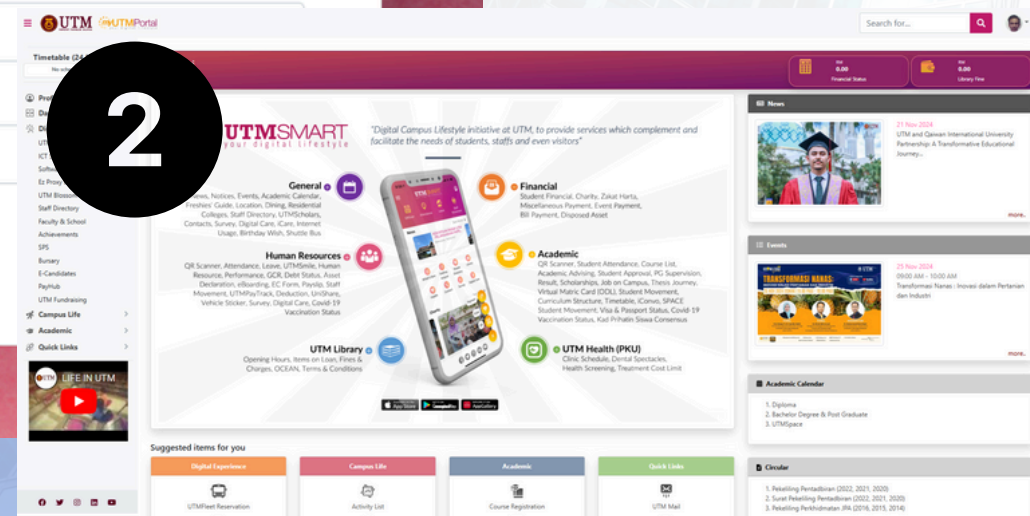
Login my.utm.my

2

Click on the Student Portal  
under Academic

3

Once in the Student Portal,  
Click on the progress  
Report under Research





# Steps to access the new Progress Report

4

Research - Progress Report

Progress Report Submission in Session 202420251 For Research Postgraduate Students Open From 07 October 2024 Until 31 December 2024 (03:28 pm)

List of Progress Report [+ Add](#)

Show 10 entries Search:

#	Semester	Submission Date	Status	Action
1	202320240		Progress Report send to JKPS	
2	202320241		Progress Report send to JKPS	
3	202320242	08/10/2024	Progress Report send to JKPS	
4	202220232		Progress Report send to JKPS	
5	202220231		Progress Report send to JKPS	
6	202120222		Progress Report send to JKPS	
7	201920202		Progress Report send to JKPS	
8	201920201		Progress Report send to JKPS	
9	201820192		Progress Report send to JKPS	

Showing 1 to 9 of 9 entries Previous 1 Next

Copyright © UTM Digital 2024 Privacy Policy Terms & Conditions

GET research/progressReport 7MB 715ms 7.4.33

## List of Progress Report :

- Click on add new to fill out your progress report for the current semester.
- Click on action 'eye symbol' button to extract Progress Report slips.



# Steps to access the new Progress Report

5

Student Portal

+ New Progress Report - [Sesisem:202420251]

Progress of Study Student Activities Declaration

**Progress of Study**

Period of which this report is based \*

From 16/10/2023 To 15/01/2024

Title of Thesis/Research Project \*

COMPUTATIONAL BIM-BASED ASSESSMENT OF THERMAL PERFORMANCE OF HIGHRISE OFFICE BUILDINGS WITH UNCONVENTIONAL SHADING DESIGN.

377 balance character

Project Outline \*

-

1499 balance character

Data Collection \*

-

1499 balance character

Data Analysis \*

-

1499 balance character

Chapter Completed & Progress to date \*

-

1499 balance character

Factors impeding the progress of research \*

-

1499 balance character

Expected date of submission \*





18/02/2024

Save Next

**Attachment** (Please upload file Project Outline & Chapter Completed & Progress to date)

Upload

Show 10 entries Search:

#	Category	FileName	Actions
1	Project Outline	Outline.pdf	 
2	Chapter Completed & Progress to date	Chapter.pdf	 

Showing 1 to 2 of 2 entries

Previous 1 Next

Back To List

Copyright © UTM Digital 2024 Privacy Policy - Terms & Conditions

## Progress of Study :

- Fill out the form as follows.
- Reminder :
- Please click on the Save button before doing the upload.
- You must upload both Paper Outline & Chapter Completed documents before you are able proceed to the next section.



# Steps to access the new Progress Report

6

Student Portal

+ New Progress Report - [Sesisem:202420251]

Progress of Study Student Activities Declaration

Student Activities

1. Papers Published/Presented

Show 10 entries Search:

#	Title	Action
1	3RD INTERNATIONAL GRADUATE CONFERENCE OF BUILT ENVIRONMENT & SURVEYING (GBES 2023)	
2	3RD INTERNATIONAL GRADUATE CONFERENCE OF BUILT ENVIRONMENT & SURVEYING (GBES 2023)	
3	INNOVATIVE & SUSTAINABLE INFRASTRUCTURE INTERNATIONAL CONVENTION #1 (ISIIC 2023)	
4	INNOVATIVE & SUSTAINABLE INFRASTRUCTURE INTERNATIONAL CONVENTION #1 (ISIIC 2023)	

Showing 1 to 4 of 4 entries Previous 1 Next

+ Add

2. Non-academic Activities

Show 10 entries Search:

#	Title	Action
1	test 1	

Showing 1 to 1 of 1 entries Previous 1 Next

+ Add

3. Award

Show 10 entries Search:

#	Title	Action
1	test 2	

Showing 1 to 1 of 1 entries Previous 1 Next

← Back → Next

← Back To List

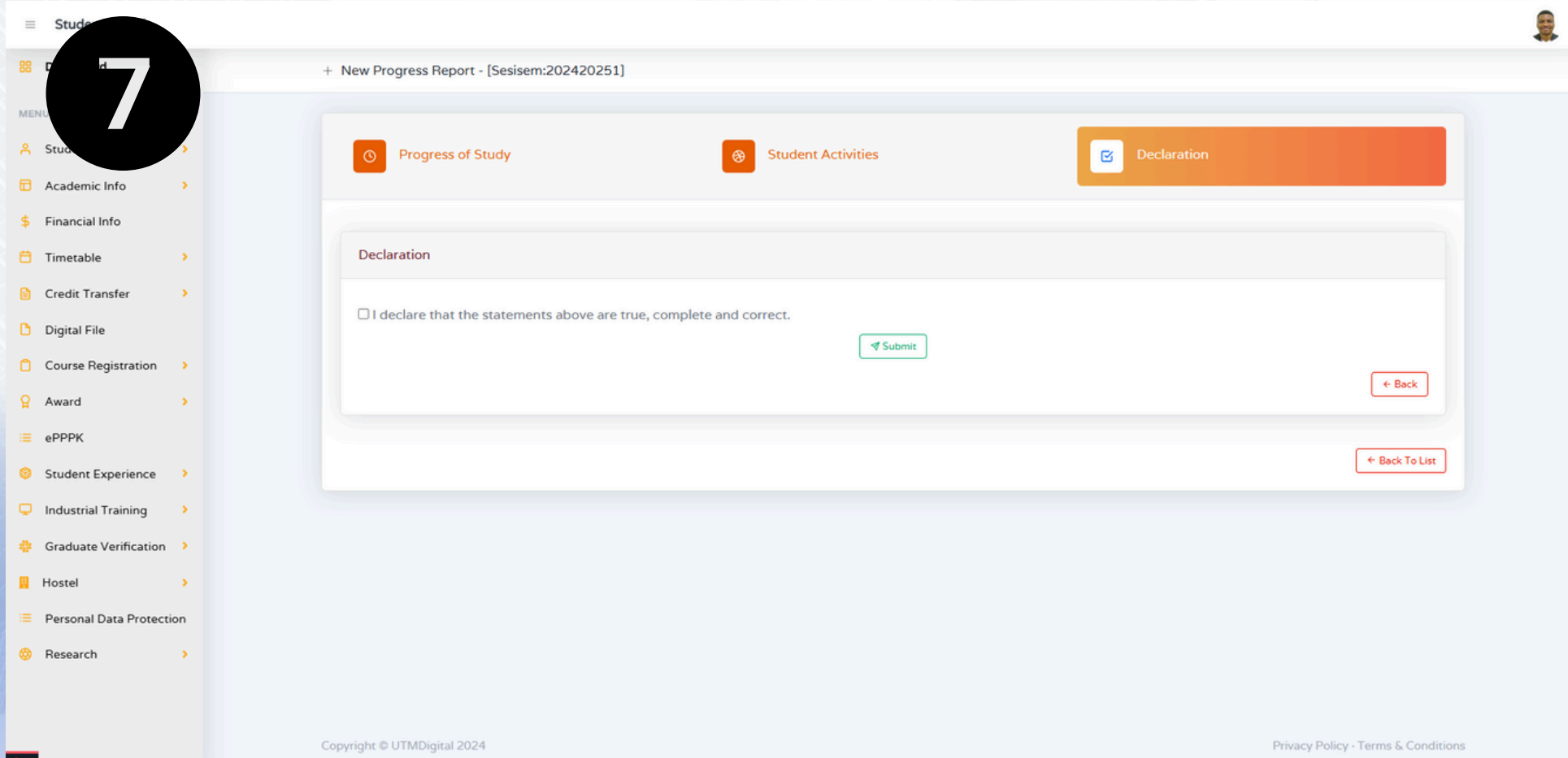
Copyright © UTMDigital 2024 Privacy Policy - Terms & Conditions

## Student Activities :

- **Note : Paper published data are derived from RADIS if any information regarding this are incorrect please refer your Supervisor for assistance.**
- **For Non-academic and awards, student are still required to fill and upload manually.**
- **Once done click next to do the declaration.**



# Steps to access the new Progress Report



The screenshot shows a student portal interface. A large black circle with the number '7' is overlaid on the left side of the page. The main content area is titled 'New Progress Report - [Sesisem:202420251]'. It features three tabs: 'Progress of Study', 'Student Activities', and 'Declaration'. The 'Declaration' tab is selected. Below the tabs, there is a section titled 'Declaration' with a checkbox labeled 'I declare that the statements above are true, complete and correct.' and a green 'Submit' button. There are also 'Back' and 'Back To List' buttons.

7

+ New Progress Report - [Sesisem:202420251]

Progress of Study Student Activities Declaration

Declaration

☐ I declare that the statements above are true, complete and correct.

Submit

Back

Back To List

Copyright © UTMDigital 2024 Privacy Policy - Terms & Conditions

## Declaration & submission to SV :

- Tick the check box for the declaration and click submit to send your progress report to your supervisor.